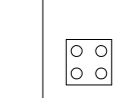
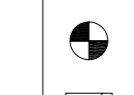
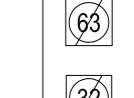
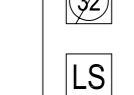
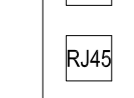
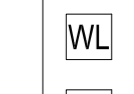
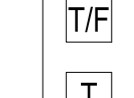
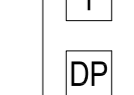
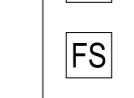

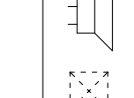
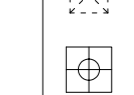
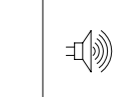
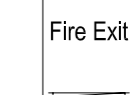
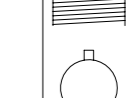
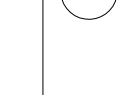



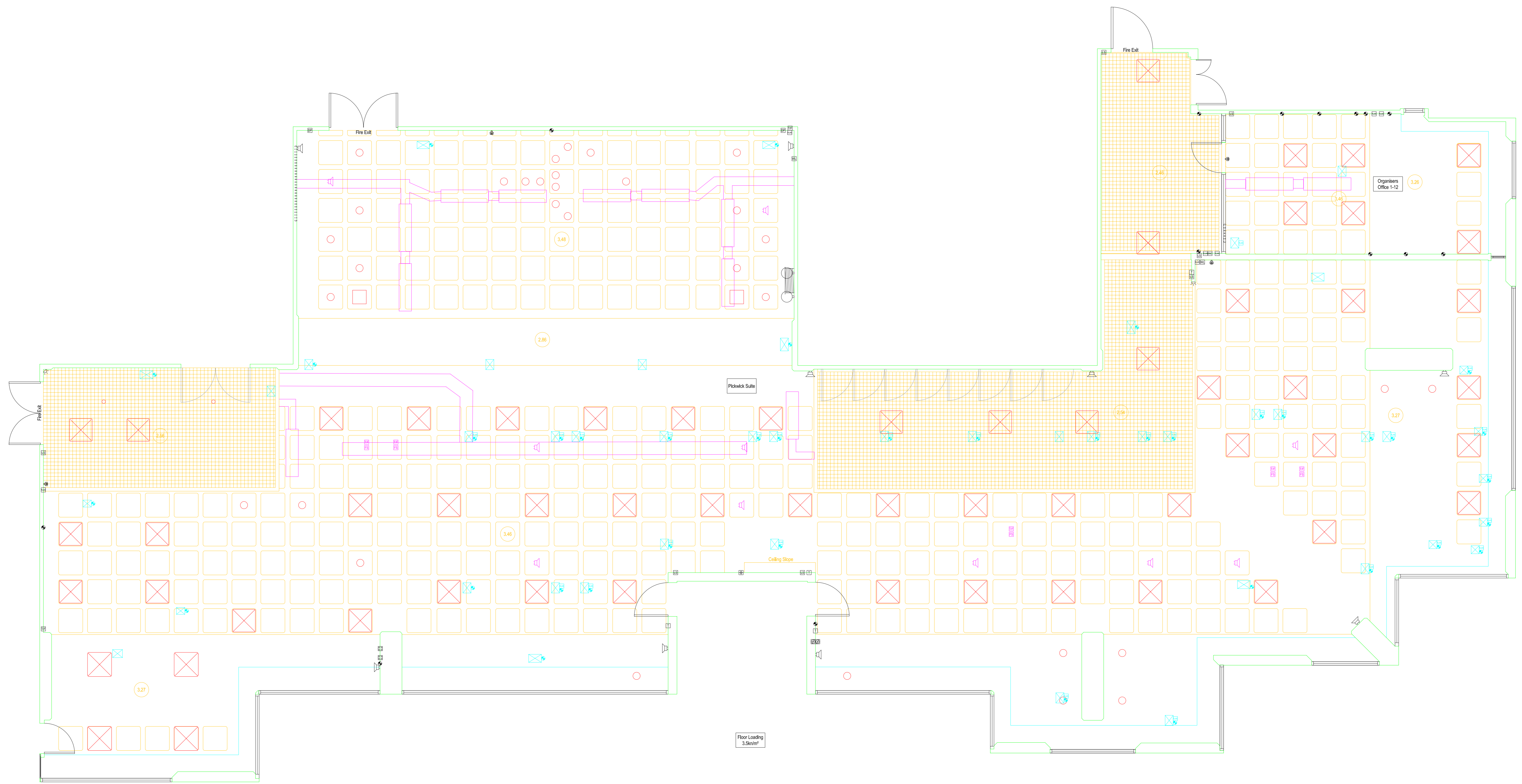


Notes:
The Queen Elizabeth II Conference Centre states that this plan is for guidance only and does not form any contract, representation or warranty expressed or implied.

Key

-  XLR Audio Patch
-  13 AMP Plug Point
-  63 AMP CForm 3 Phase Rated @ 45AMP
-  32amp or LX-Mains
-  Light Switch
-  Telephone/Data
-  Wireless LAN
-  TV/FM Point
-  Thermostat
-  Distribution Point
-  Fused Spur
-  Sensor
-  Speaker
-  Vent
-  Fire Call Points
-  Fire Alarm
-  Fire Exit Sign
-  Hose Reel & Riser Main
-  Fire Extinguisher



Rev.	Amendment	Date
Site Name: Queen Elizabeth II Conference Centre		
Drawing Title: Pickwick Suite First Floor		
Drawing Number: 1/001		
Scale: 1:50	Date: January 2006	
