






















Notes:
The Queen Elizabeth II Conference Centre states that this plan is for guidance only and does not form any contract, representation or warranty expressed or implied.

Key

-  13 AMP Plug Point
-  63 AMP CForm 3 Phase Rated @ 45AMP
-  Light Switch
-  Telephone/Data
-  Wireless LAN
-  TV/FM Point
-  AI Point
-  Thermostat
-  Fused Spur
-  Magnetic Door Closer
-  Air Probe
-  Control Point
-  Sensor
-  Speaker
-  Vent
-  Smoke Detector
-  Fire Call Points
-  Fire Alarm
-  Fire Exit Sign
-  Hose Reel & Riser Main
-  Fire Extinguisher

Floor Loading
3.5kN/m²
Room Has an
Induction Loop

Floor Loading
3.5kN/m²

Rev.	Amendment	Date

Site Name:
**Queen Elizabeth II
Conference Centre**

Drawing Title:
**Westminster Suite
Fourth Floor**

Drawing Number:
4/002

Scale: 1:50 Date: January 2006